



Computer Security

Computer Security

- **What you don't know can lead to personal and computer security issues**
 - Nobody told me
 - Not understanding how things work
- **Many computer users encounter security issues because of**
 - Curiosity
 - A lack of discipline
 - A lack of common sense
- **Here are a couple of pretty good computer security rules**
 - Be careful what you click on
 - If you don't have to do it, then don't do it.

Computer Security

➤ What are the threats

- Viruses
- Malware
- Phishing
- Spoofed email
- Improperly configured programs
- Pop-up boxes
- Social networking
- Hidden or double file extensions
- Shortened Uniform Resource Locator (URL)
- Email attachments
- Scareware
- Unsafe download sites

Antivirus Programs

- **Viruses - antivirus program**
 - **Avast Free Antivirus 6.0**
 - **AVG Anti-Virus Free Edition 2011**
 - **Avira AntiVir Personal - Free Antivirus**
 - **Ad-Aware Free Internet Security 9.0**
 - **Microsoft Security Essentials 2.0**
- **Never have more than one antivirus program installed**
- **Configure the program to automatically update when you start your computer**
 - **How can you confirm that the data base has been updated**

Antivirus Programs

- **Check the program settings**
 - **Make sure all of the program features are operational**
 - **Check email**
 - **Check attachments**
 - **Check web pages**
 - **Check downloaded programs**
 - **Check files that are opened**
 - **Scan everything on the hard drive including compressed files**
 - **Use heuristic scanning**
 - **Check for updates to the program**

Malware Detection Programs

- **Malware - malware detection and removal program**
- **Use multiple programs to protect against this threat**
 - **Ad-Aware Free 9.0.5.0**
 - **Malwarebytes Anti-Malware 1.51.1.1800**
 - **Spybot - Search & Destroy 1.4**
 - **SuperAntiSpyware Free Edition 4.55.1000**
 - **Windows Defender 1.1.1593 - part of the Vista and Windows 7 operating systems**
- **These are programs that you start, update and run**

Malware Detection Programs

- **Some programs have an active monitoring feature**
 - **Part of the program starts when you start your computer and runs in the background**
 - **If you have two or more programs with this feature**
 - **Decide which active monitoring feature you want to use**
 - **Turn off this feature in the remaining programs**
- **Check the settings to make sure the program is properly configured**
 - **Data and program updates**
 - **Scanning**
 - **Use heuristic scanning (if available)**

Phishing

- **Phishing – common sense**
 - Usually a legitimate-looking email from a trustworthy business
 - Can contain links to legitimate-looking web pages
 - Attempting to obtain personal and financial information
 - Information obtained used for
 - Identity theft
 - Fraud
 - Gain access to an email account
 - Information can also be obtained by using
 - Pop-up boxes or windows
 - Intercepted email messages

Spoofer Email

- **Creating an email that appears to be from someone other than the actual sender – common sense**
 - **Requires entering code that changes the information that appears in the “From” field**
 - **Used by phishers**
 - **Will probably ask for personal information**
 - **Personal email can also be spoofed**
 - **You can receive email that appears to be from friends or relatives**
 - **Your friends and relatives can receive email that appears to be from you**

Other Security Issues

- **Pop-up boxes - discipline and knowledge**
 - Boxes that pop up on the screen while you are on the Internet
 - Advertise products or services
 - No red [X] in the top right corner
 - There might be a button labeled "Close"
 - Do not click on anything in the box
 - Hold down the Alt key and tap the F4 key
 - If that doesn't work close the browser
 - If the box is still there
 - Shut down the computer
 - Wait thirty seconds before restarting

Other Security Issues

- **Social networking - knowledge and common sense**
 - Facebook
 - Twitter
- **The current breeding ground for malicious activity**
 - Phishing
 - Harvest personal information
 - Infect your computer with malware
- **Locate the security settings for these sites and select the most secure settings**
- **Don't post personal information for the whole world to see**

Other Security Issues

- **File Extensions - knowledge and discipline**
 - You should have your computer configured to show file extensions
 - The following file types are executable
 - .exe
 - .com
 - .bat
 - .bin
- **Never attempt to open a file with a double file extension**
 - .exe.docx
 - .com.ppt

Other Security Issues

- **Beware of shortened Uniform Resource Locators (URL) - knowledge and discipline**
 - **Technique that shortens web addresses to accommodate texting**
 - **Procedure accomplished on a web site like Google URL Shortener (goo.gl)**
 - **www.bvcompclub.org can be shortened to <http://goo.gl/NWAld>**
 - **Can be easily spoofed**
 - **Before you click on a hyperlink in an email or word document check to see where it is going to take you**

Other Security Issues


- **Email attachments - discipline and knowledge**
 - **Verify the authenticity of an email message before opening an attachment**
 - **If you can't verify the authenticity of the email**
 - **What is the attachment**
 - **Save the attachment to a folder on the hard drive (ie. Working)**
 - **Have your antivirus program scan the attachment**
 - **Make sure your antivirus is up to date**
 - **If the scan does not detect anything it is probably safe to open the attachment**

Other Security Issues


- **Scareware - messages, pop-up boxes, and email messages that indicate you have a computer problem (Rogue Security Software) - discipline, knowledge, and common sense**
- **This is currently one of the most dangerous issues**
 - **Your system may be infected - Free Scan Now!**
 - **You need to download a file update from Microsoft**
 - **Critical error message - registry damage and corruption**
 - **Warning - 183 privacy violations found**
 - **Windows is scanning your system for threats. The scanning is provided by our official partner Internet Antivirus Pro**

Other Security Issues


Antivirus XP 2008 demo mode notice




Antivirus XP 2008

 **This Computer is infected with spyware and adware** **ALERT**

Spyware programs install keyloggers, steal credit card numbers and bank information details. This computer can be used for sending spam and you will get popups with adult conten. If you homepage was changed or you have strange popups- this is a sure that your computer is infected

 **Registration** **REGISTER**

We are strongly recomend you to register Antivirus XP 2008
You will get friendly 24/7/365 premium support, frequent updates and individual fixed from all known viruses!

 **Virus Protection** **NOT ACTIVE**

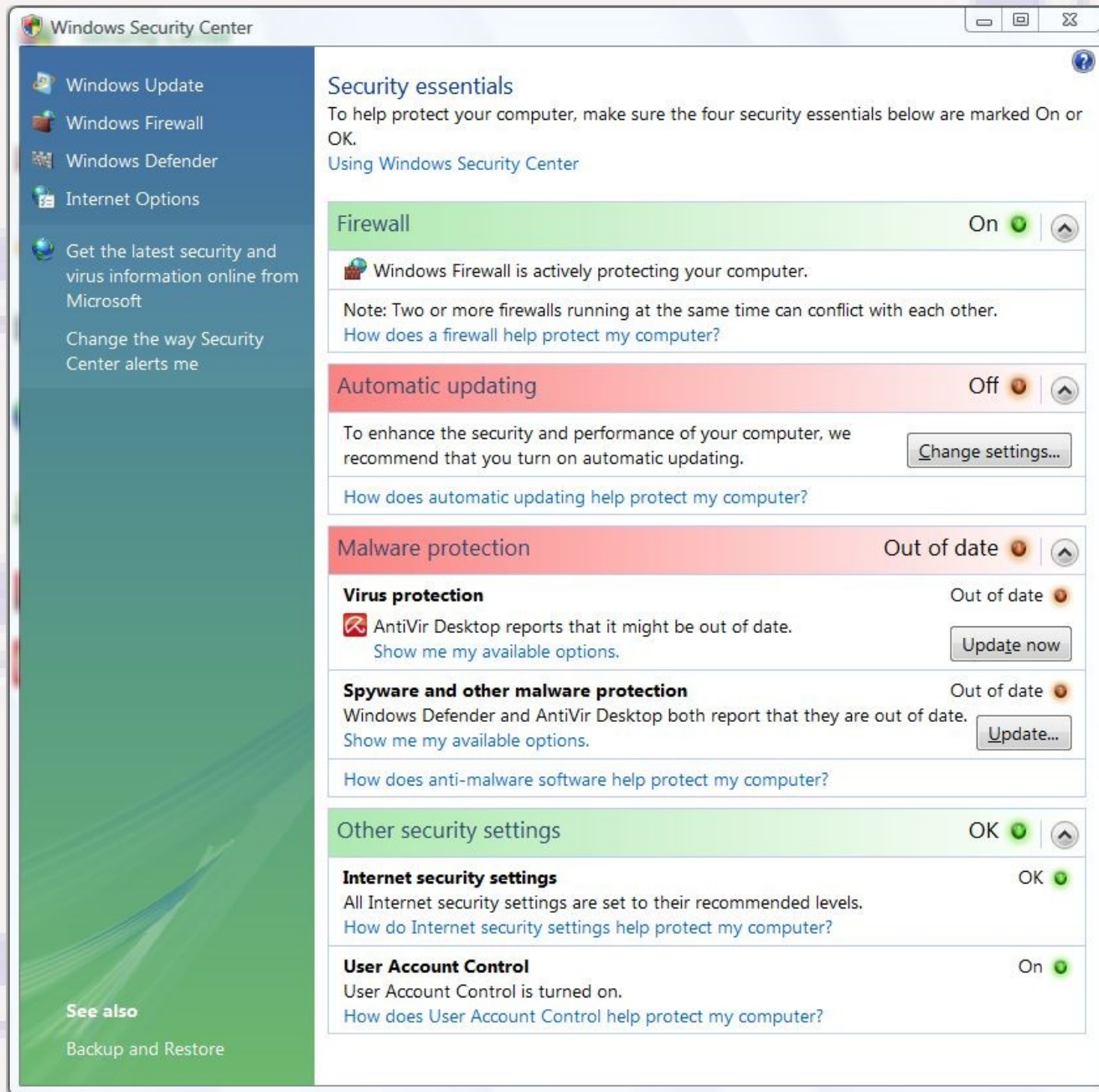
Windows did not find any registered Antivirus XP 2008 software on this computer. Antivirus XP 2008 helps protect your computer against viruses and other security threats. Click Recommendations for suggested actions you can take.

[Recommendations ...](#)

Antivirus XP 2008



[Continue unprotected](#) [Click here to switch to the Full Mode.](#)


Other Security Issues





Windows Security Center

Security essentials
To help protect your computer, make sure the four security essentials below are marked On or OK.
Using Windows Security Center

Firewall On  



 Windows Firewall is actively protecting your computer.


Note: Two or more firewalls running at the same time can conflict with each other.
[How does a firewall help protect my computer?](#)


Automatic updating Off  


To enhance the security and performance of your computer, we recommend that you turn on automatic updating. [Change settings...](#)

[How does automatic updating help protect my computer?](#)

Malware protection Out of date  



Virus protection Out of date 


 AntiVir Desktop reports that it might be out of date.
[Show me my available options.](#) [Update now](#)

Spyware and other malware protection Out of date 


Windows Defender and AntiVir Desktop both report that they are out of date.
[Show me my available options.](#) [Update...](#)

[How does anti-malware software help protect my computer?](#)

Other security settings OK  

Internet security settings OK 

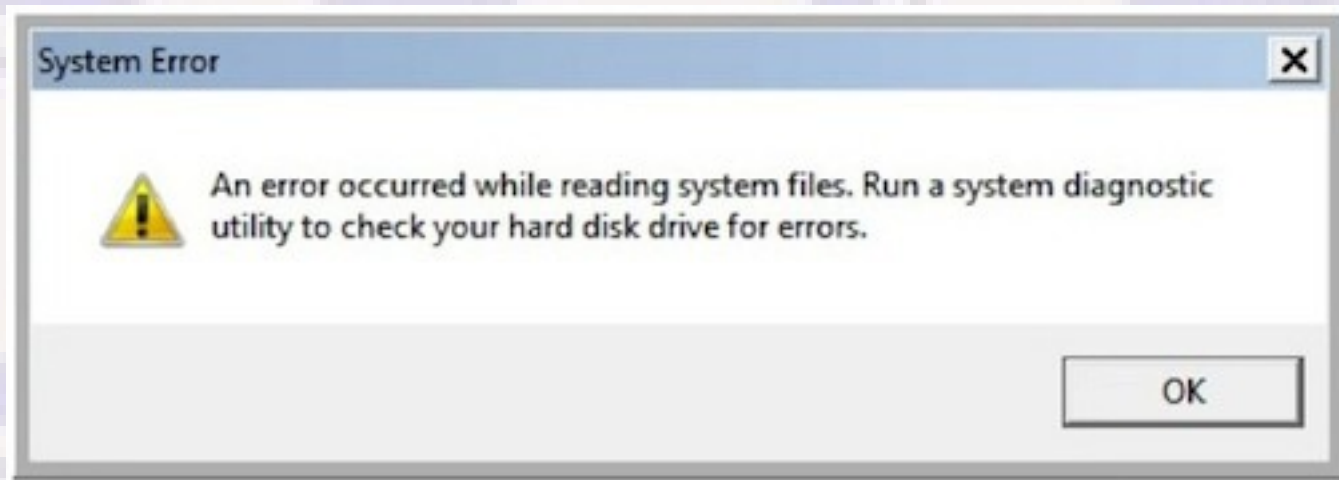
All Internet security settings are set to their recommended levels.
[How do Internet security settings help protect my computer?](#)

User Account Control On 

User Account Control is turned on.
[How does User Account Control help protect my computer?](#)

See also
Backup and Restore

Other Security Issues



Do's and Don'ts

- **Use only one antivirus program that is properly configured and updated every time you start your computer**
- **Make sure the firewall is on**
- **Make sure the pop-up blocker is on and properly configured**
- **If you have high speed Internet use a router**
- **Install the updates from Microsoft (3 categories)**
- **Use several up to date spyware detection and removal programs to scan your computer on a regular basis**
- **Make sure your computer displays file extensions**
- **When reading an article on a web page do not click on anything that is not within the text of the article**

Do's and Don'ts

- **Review and edit new email before reading**
- **Do not use the Preview Pane Or Reading Pane**
- **Be suspicious of all attachments**
- **Immediately delete any email that has an attachment with a double file extension**
- **Do not open unsolicited email (Spam)**
- **Do not click on anything in an unsolicited email**
- **If you must look at a suspect email use the back door**
- **There are a lot of free programs on the Internet that are or contain malware so be careful**
 - **The safe web site to download programs from is - <http://download.cnet.com>**

Spybot's List of Malicious Products

- **If you have Spybot - Search and Destroy you can view all of the malicious programs the program blocks or removes**
 - **Open the program**
 - **On the menu bar click Mode and select Advanced mode**
 - **In the Warning box click the Yes button**
 - **At the bottom of the left column click Settings**
 - **In the left column click Ignore products and you will see a list of all the malicious programs the program blocks or removes**

Going in the Back Door

- **To use the back door to read an email**
 - **Right-click the message header and select Properties**
 - **Click the Details tab**
 - **Click the Message Source... button**
 - **You can now read the email message**
 - **You can not view attachments**
 - **You can return to the Inbox by clicking the red X (two times)**
 - **Using this procedure does not open the email message**