

Bits and Bytes

June 2015

Arkansas' Premier Computer Club

Bella Vista Computer Club - John Ruehle Center

Highlands Crossing Center, 1801 Forest Hills Blvd, Suite 208, Bella Vista, AR 72715

Web Site: www.bvcompclub.org

E-mail: jrc@bvcc.arcoxmail.com

Richard Clark, President

Don Hood, Newsletter Editor

WELCOME NEW MEMBERS

Joyce Bird	Don Johnson
Brandon Howard	Marilee McGovern
Jeanette Pflager	Jill York
James Hofferber	Chris Hofferber
Gary Kennedy	Catherine Kennedy

FOCUS

Windows XP through Windows 8

If you're busy working away on a document and you want to get rid of all the open Windows but the one you're working in - so you can really focus on your work without the background clutter, Windows 7 and Windows 8 allow you to use a simple keyboard shortcut to close all the background Windows but the one you're working in. What to know how? It's easy. Just press and hold down the Windows key and press the Home key. That's it!

Copyright 2008 by Cloudeight Internet, <http://thundercloud.net/infoave/index.html>

OPEN HOUSES FOR COMPUTER ASSISTANCE

June 17 - (10 am —1 pm) (Wednesday)

July 1 - (1 pm —4 pm) (Wednesday)

July 4 - (10 am—1 pm) (Saturday)

WILL YOUR PC RUN WINDOWS 10? USE THE OFFICIAL COMPATIBILITYT CHECKER TO FIND OUT

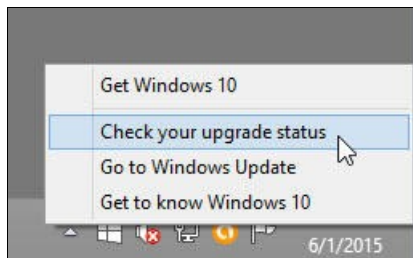
Microsoft has [begun the process of rolling out](#) hundreds of millions of free Windows 10 upgrades. The Get Windows 10 app, which is being delivered as a Recommended (automatic) update to Windows 8.1 and an Optional update for Windows 7, does a compatibility check and should notify you if you have any devices, apps, or compatibility issues that will prevent a successful upgrade.

But just because you've registered for the upgrade doesn't mean you're completely free of potential problems. In my experiments with the Get Windows 10 app, I've discovered that it didn't notify me after it found some apparently minor issues with a couple of upgrades.

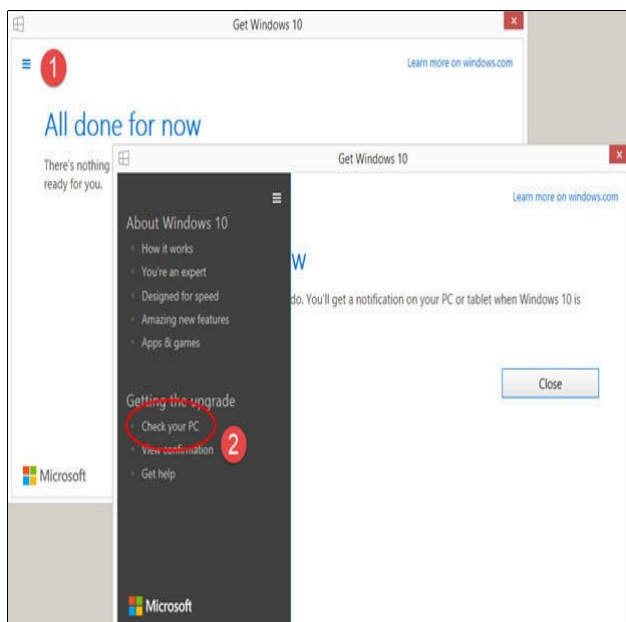
If you want to check your own Windows 10 upgrade report, follow these steps. (Note that you must have installed [KB3035583](#) for the Get Windows 10 app and its associated icon to be available. You'll find it in Windows Update, as a Recommended update for Windows 8.1 and an Optional update for Windows 7.)

(continue on page 2)

Step 1: Right-click the Get Windows 10 icon (on the right side of the taskbar) and then click "Check your upgrade status."



Step 2: In the Get Windows 10 app, click the hamburger menu, which looks like a stack of three lines (labeled 1 in the screenshot below) and then click "Check your PC" (2).



(continue in next column)

JULY PROGRAM

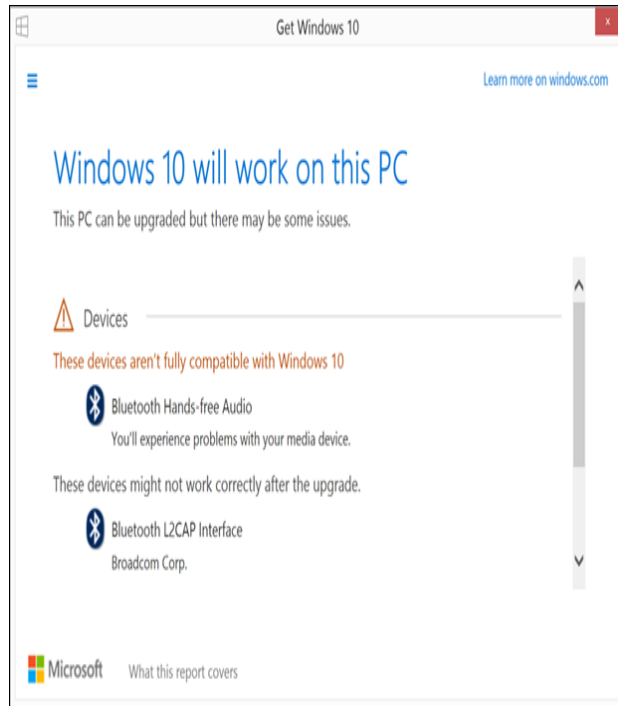
Question & Answer Panel

Bring your Computer, I-pad, Smart Phone, questions to be answered by the experts!

I love people who make me laugh. I honestly think it's the thing I like most, to laugh. It cures a multitude of ills. It's probably the most important thing in a person.

~Audrey Hepburn

Step 3: See the list of potential compatibility issues. The list includes separate categories for devices and apps.



By [Ed Bott](#) for [The Ed Bott Report](#) | June 1, 2015 -- 20:21 GMT (13:21 PDT) | Topic: [Windows 10](#) http://www.zdnet.com/article/will-your-pc-run-windows-10-use-this-well-hidden-compatibility-checker-to-find-out/?tag=nl.e539&s_cid=e539&ttag=e539&ftag=TRE17cfd61

CLUB OFFICERS:

President: Richard Clark
 Vice-President: Chuck Billman
 Secretary: Joe Tropansky
 Treasurer: Joel Ewing

BOARD MEMBERS:

David Allen, Marie Herr, Bob Shewmake

COMMITTEE CHAIRS:

Jim Prince, Membership
 Don Hood, Newsletter Editor
 Marilyn Russell, Programs
 Earl Cummings, Librarian
 Nancy Jones, Public Relations
 Ryan Smith, Webmaster
 Marie Herr, Education
 Chuck Billman, Training Center Admin.
 Bob Shewmake, Genealogy Liaison
 Kathy Clark, Genealogy Communications

TWO AND ONLY TWO EDITIONS OF WINDOWS 10 WILL BE AVAILABLE FOR DISTRIBUTION AS UPGRADES ON EXISTING PC'S

Consumers and small businesses who have PCs running Windows 7 SP1 or Windows 8.1 will be offered a free online upgrade to Windows 10.

- Windows 7 Home Premium and Windows 8.1 systems will receive an upgrade to **Windows 10 Home**.
- Windows 7 Professional, Windows 7 Ultimate, and Windows 8.1 Pro systems will be upgraded to **Windows 10 Pro**.

Microsoft has not yet disclosed whether and how it plans to offer Windows 10 for upgraders who prefer physical installation media or who have PCs running Windows Vista, which doesn't qualify for the free Windows 10 upgrade. Likewise, the company has so far declined to discuss how it plans to offer Windows 10 for enthusiasts building their own PCs.

There is one and only one edition of Windows 10 available for sale on new mobile devices.

Device makers building smartphones and small tablets (screen size less than 8 inches) will be able to install **Windows 10 Mobile** on those devices, assuming they meet the hardware requirements. These devices are not PCs. They typically use an ARM processor or one of the new Intel Atom x3 SoC designs(code-named Sofia).

It is extremely unlikely that Microsoft will offer Windows 10 Mobile as a standalone software product. It will almost certainly be available only on new phones and phablets.

By Ed Bott for The Ed Bott Report | May 14, 2015

http://www.zdnet.com/article/windows-10-editions-explained-in-plain-english/?tag=nl.e539&s_cid=e539&ttag=e539&ftag=TRE17cfd61

WHICH WINDOWS 10 UPGRADE WILL I RECEIVE ON MY COMPUTER?

Will I receive the Windows 10 Home Version or will I receive the Windows 10 Professional Version? It is generally believed the upgrade to be received will depend on which version is presently installed on each computer.

Windows 7: Some computer users do not know which version of Windows 7 is installed on their PC. It is easy to determine whether your computer is using the Windows 7 Home Premium or the Windows 7 Professional Version. Check by following the listed steps below:

Click the Start Button and select Computer or enter "Computer" in the search box. Then right click "Computer" and select "Properties". Look under "Windows edition" and your computer will show either Windows 7 Home Premium or Windows 7 Professional.

Windows 8.1: There are several different ways to determine which version or edition is on your computer.

From the Start Screen, Bring up the Charms Bar and click on "Settings" then click on "Change PC Settings" followed by selecting "PC and devices", and then clicking on "PC info". A new screen will show what edition is being used on the computer.

A second way is to click on the start button and choose the Control Panel, choosing and clicking on "System and Security". Then looking at "System" "See the name of this computer", click on it and the resulting screen will show which Windows 8.1 edition is installed on the computer.

It is generally believed the Windows 10 upgrade you receive will be the same edition to the installed edition you have in your Windows 8.1 or Windows 7.

SAY FAREWELL TO WINDOWS MEDIA CENTER

Windows 7 and Windows 8x users planning on upgrading to Windows 10

When Windows 8 was first introduced, Microsoft wanted you to pay for Windows Media Center, but that didn't work out so well. Microsoft later acquiesced to the outcry from Media Center fans and begrudgingly offered a Media Center add-on for Windows 8.

Now it looks like the official death of Windows Media Center will come when Windows 10 is released. So if you're in love with Windows Media Center and Windows Media Player you better stick with Windows 7, or Windows 8x (with the add-on). However we suspect that you, like us have already moved on to bigger and better things.

In a recent article on ZDNet, a Microsoft executive told ZDNet that there will be no Windows Media Center update available for Windows 10. The current version of Windows 10 tech preview seems to confirm this...when I try to run Media Center that I should... "Uninstall this app now because it isn't compatible with Windows 10."

If you're a fan of Windows Media Center, you should be aware that Windows Media Center will not function on Windows 10

We've found other media players with more functionality and we are currently using VLC (Video Lan). We suggest VLC player as an alternative to Windows Media Center/ Windows Media Player, with the caveat that you're careful where you download it from.

If you're thinking of taking Microsoft up on its free upgrade offer for Windows 10, and you think Windows Media Center is the peaches, you better start getting used to the VLC Media Player right now. You may find it is much better and plays a wider variety of media files.

Copyright 2008 by Cloudeight Internet, <http://thundercloud.net/infoave/index.html>

HOW TO KNOW IF YOUR COMPUTER HAS WIRELESS CAPABILITY

A wireless network card enables a computer to access your wireless network.

Although desktop computer wireless cards typically have a very obvious antenna protruding from the back of the computer box, modern computers do not have this blatant clue. If wireless is enabled and you are not connected to a wired network, the easiest way to tell if you have a wireless card is to look the five-bar wireless icon in Windows 7's notification area. A fool-proof way is to check Device Manager.

Step 1: Click "Start," right-click "Computer" and click "Manage."

Step 2: Click "Device Manager" in the Computer Management window.

Step 3: Double-click "Network Adapters" to expand the list.

Step 4: Look for "wireless," "802.11", "WLAN" or "Wi-Fi" anywhere in the list. If you see one of these terms, you already have a wireless adapter installed.

An Additional easy way to tell is to click on the "Control Panel", and then click on the "Network and Sharing Center". In the left menu, click "Change adapter settings". If you have only one adapter and you do not see anything else you do not have a wireless adapter. If you see two adapters and one of them is identified as "Wi-Fi" your computer has a wireless card and may be able to be connected to your router.

<http://smallbusiness.chron.com/computer-wireless-networking-card-52693.html>

The Bella Vista Computer Club assumes no responsibility for the accuracy of information contained herein and will accept no liability for its application

Genealogy SIG 10 AM John Ruehle Center