

# Bits & Bytes

Arkansas' Premier Computer Club



## October 2022

**Bella Vista Computer Club - John Ruehle Center**

Highlands Crossing Center, 1801 Forest Hills Blvd Suite 208 (lower level), Bella Vista, AR 72715

Website: <http://BVComputerClub.org>

Email: [editor@bvcomputerclub.org](mailto:editor@bvcomputerclub.org)

### MEETINGS

**Board Meeting:** October 10, 6pm, in John Ruehle Training Center, Highlands Crossing Center.

**General Meeting:** October 10, 7pm, "Q&A: Panel of Experts", with Woody Ogden and Pete Opland. Another opportunity to submit your computer-related questions to our panel. If our panel doesn't know the answer, someone else in the audience may. Questions accepted in advance or from the floor; but If you know your question in advance, email your question to [Q.and.A@bvcomputerclub.org](mailto:Q.and.A@bvcomputerclub.org), in case research is required to give the best answer.

We will meet in-person in Room 1001 on the lower level of The Highlands Crossing Center, 1801 Forest Hills Blvd, Bella Vista, or you may attend the meeting on-line via Zoom. Zoom access information is published on our website.

Visitors or Guests are welcome.

Because of the continuing presence of COVID-19, we recommend observing any current guidelines that may be in effect at the time of the meeting. Consider attending by Zoom if you or others in your family are in a high risk category.

### HELP CLINICS

October 1, 9am - noon at John Ruehle center

October 19, 9am - noon at John Ruehle center

Members may request Remote Help on our website at <https://bvcomputerclub.org> at menu path Member Benefits ► Remote Help .

### MEMBERSHIP

Single membership is \$25; \$10 for each additional family member in the same household.

Join on our website at <https://bvcomputerclub.org> at menu path Get Involved ► Join/Renew, by mailing an application (from the web site) with check, or complete an application and pay in person at any meeting.

### CLASSES

(At BVCC Training Center)

Tuesday, Oct 18, 2pm - 4pm, "Basic Computer Security, Part 1", with Justin Sell.

Wednesday, Oct 26, 9am-11am, "Building a Password Manager Using Excel"

Advance sign up required for each listed class: For reservations: email to [edu@bvcomputerclub.org](mailto:edu@bvcomputerclub.org), or sign up at the General Meeting. Classes are free to Computer Club members.

Check the monthly calendar and announcements for any last minute schedule changes at <https://bvcomputerclub.org> .

## BVCC AND POA GIVE-BACK TUESDAYS, OCTOBER 4

BVCC has been scheduled as a participant in the Bella Vista POA Give-Back Tuesdays for the first Tuesday in October, October 4, at the Highlands Pub & Patio, [1 Pamona Dr.](#), open 11am - 8 pm. BVCC will receive 10% of the food sales on that day as a donation. If you are planning to eat out that week, consider the Highland Pub & Patio on the 4th.

To see regular menu items at the Pub & Patio, click [here](#).

---

### FISCAL YEAR 2021-2022 REPORT

	August 31, 2021	August 31, 2022	Difference
<b>Starting Balance</b>	\$13,048.78	\$12,641.41	-\$407.37
<b>Income</b>			
Dues	\$2,558.91	\$2,722.72	\$163.81
Donations	\$1,470.23	\$2,832.22	\$1,361.99
Interest	\$6.93	\$5.65	-\$1.28
Spec Project Fund	\$2,500.00	\$0.00	-\$2,500.00
Total	\$6,536.07	\$5,560.59	-\$975.48
<b>Expenses</b>			
Rent	\$5,070.00	\$5,250.00	\$180.00
Internet	\$1,200.00	\$1,110.00	-\$90.00
Web hosting	\$0.00	\$75.35	\$75.35
Lab phone	\$45.44	\$61.00	\$15.56
Insurance	\$425.00	\$425.00	\$0.00
Safe Dep Box	\$28.00	\$28.00	\$0.00
Advertising	\$100.00	\$0.00	-\$100.00
Equipment	\$0.00	\$966.61	\$966.61
Software	\$0.00	\$468.00	\$468.00
APCUG dues	\$50.00	\$50.00	\$0.00
Other	\$25.00	\$0.00	-\$25.00
Total	\$6,943.44	\$8,433.96	\$1,490.52
<b>Ending Balance</b>	\$12,641.41	\$9,768.04	-\$2,873.37
<b>Net Gain/Loss</b>	<b>-\$407.37</b>	<b>-\$2,873.37</b>	

The much greater deficit for FY 2021-22 should be regarded as an average loss of \$1,640 for two consecutive years. A significant portion of the Special Project fund donations received in the previous year were donated for

equipment upgrades. All of the donations for the Special Project fund were received in FY 2020-21, while all the corresponding equipment expenditures occurred in FY 2021-22.

The Web Hosting difference is also an anomaly, as the annual charge is incurred in August but may get paid by BVCC in either August or September, which crosses our FY boundary. Depending on the pattern, that can result in different fiscal years ending up 0, 1 or 2 annual charges for a service charge that occurs every 12 months.

---

## **SYSTEM RESTORE SETTINGS FOR WINDOWS 10 AND WINDOWS 11**

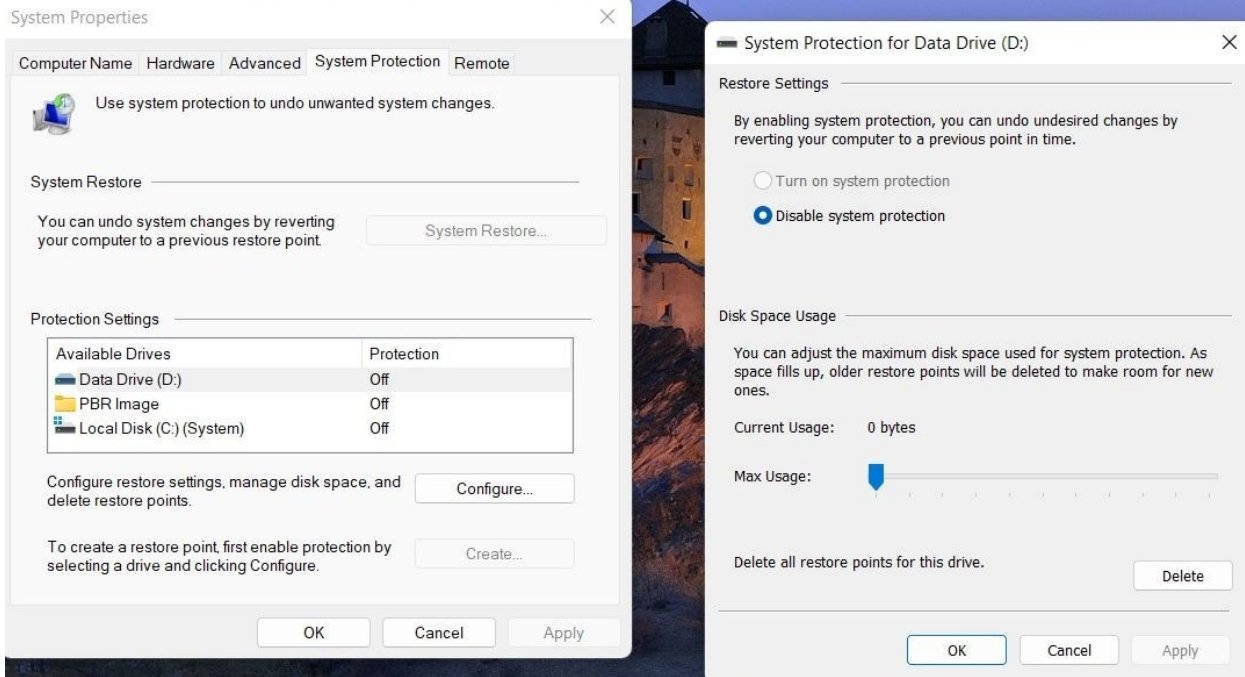
By Woody Ogden, BVCC VP & Training Center Admin  
Bits & Bytes, Oct 2022  
vp (at) BVComputerClub.org

Using OneDrive for your personal files provides for some recovery options, but only for those user files under OneDrive. In the rare case where some Windows systems files are damaged during a Windows update process (could happen by a bad update, but more likely by an inopportune disruption of the update process), the quickest way to recover a functional system may be to restore to a system restore point, PROVIDED YOU HAVE ONE that is reasonably current.

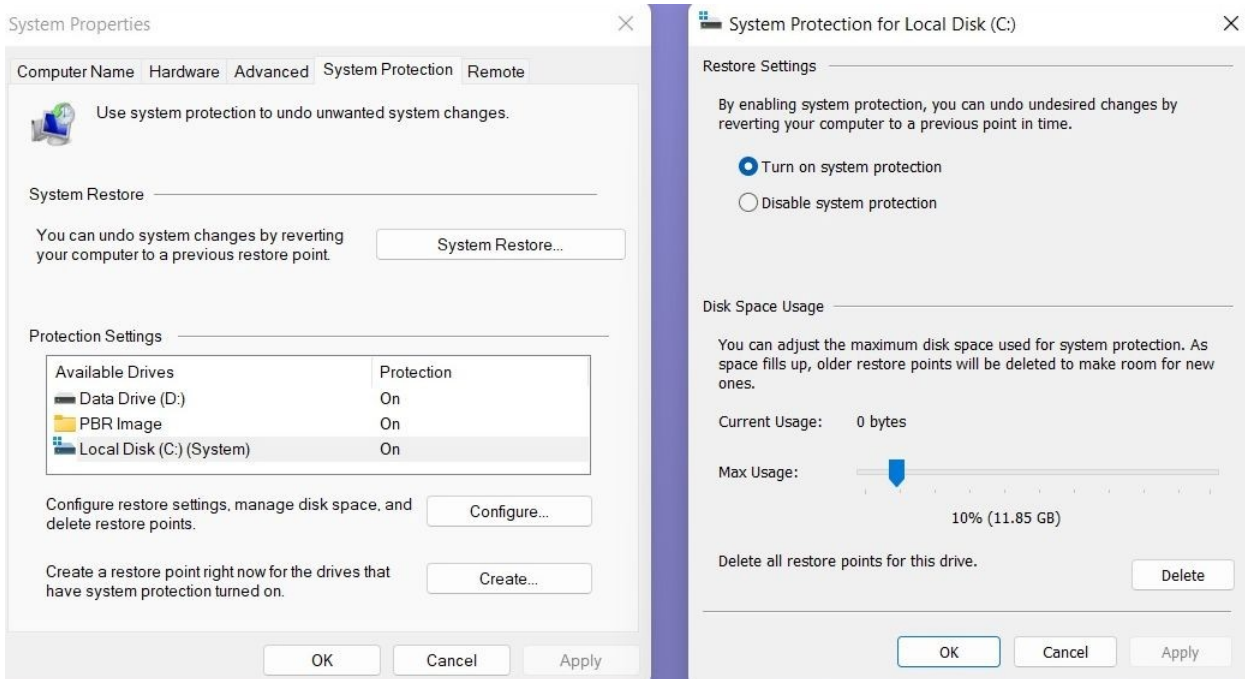
It is quite possible that a new Windows install may leave the creation of system restore points disabled, in which case we recommend you manually enable them by the process described below. We also recommend periodically taking the most complete type of backup of your computer, an image copy of your computer drives made with some tool like Macrium Reflect, which can restore all your system and user files along with all installed applications and customization to a previous known state. But, making an image copy requires a deliberate user act, while system restore points can be automatically created whenever system updates are applied. If you forget to do timely image backups, having a system restore point as possible fall back may save the day.

You can access the system settings for restore points by searching for "create restore" and selecting the "Create a restore point" Control panel item, which should take you to the "System Protection" tab of "System Properties". You want to be sure that Protection is "On" for all drives containing System files, which is generally just the C: drive. It is conceivable, but unlikely, that some special customization may have been done to put system files on other drives, which is why other drives show up in the list. Turning Protection "On" for drives with no system files affected by Windows updates won't result in any action, but shouldn't hurt anything either.

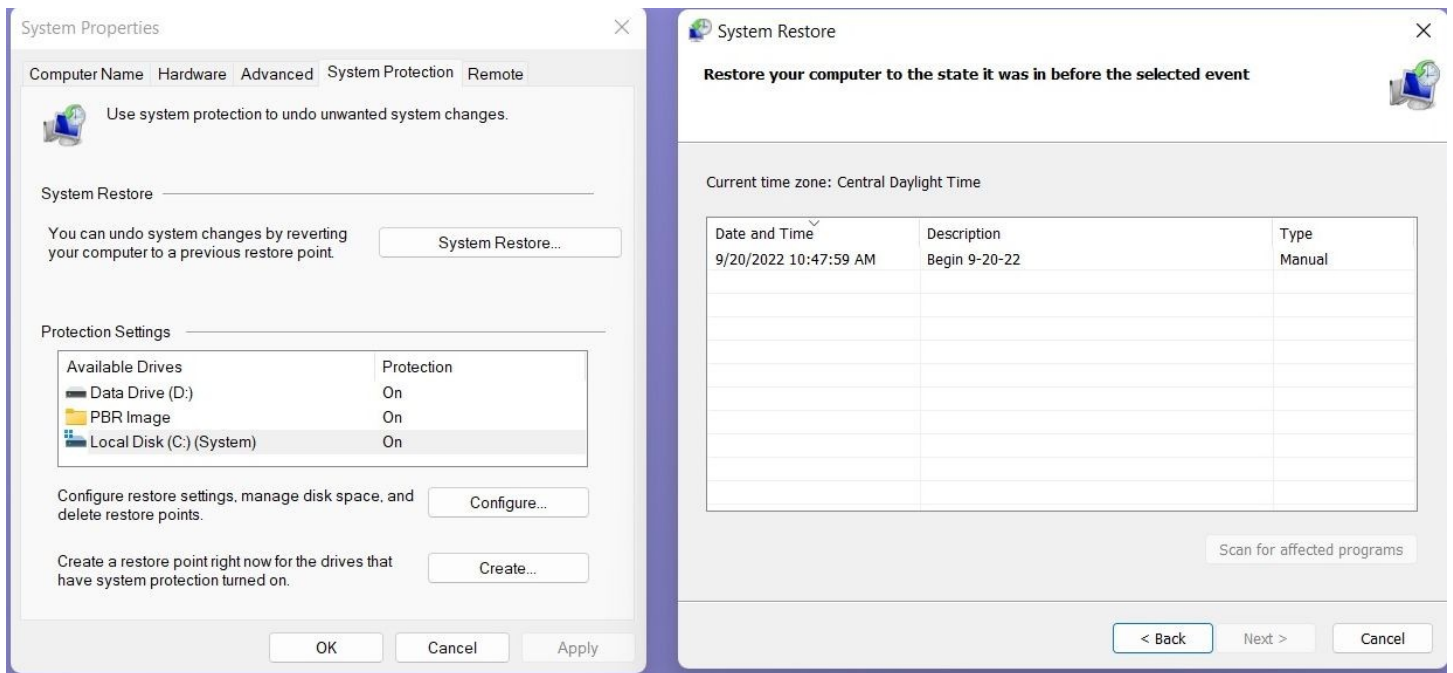
Default settings are often as shown below. System Restore should be turned on and sufficient space allocated to allow auto creation of multiple restore points.



Click each drive to highlight, then click configure, select the button to Turn On System Protection and use the slider to set Disk Space Usage at 10 percent, repeating for each drive you want to change.



After this, click "Create" to create an initial restore point and give your restore point a name. Restore points will be created automatically in the future.



Automatic creation of restore points may add some additional time to the Windows Update process, but it is a wise precaution.