

What Will You Get ?  
How Do Things Function ?  
Where Did Things Go ?

# Google Chrome & Google Toolbar

Step: 1 of 3



## Adobe Flash Player



Version 12.0.0.44

[System requirements](#)

Your system:

**Windows 64-bit , English, MSIE**

[Need Flash Player for a different computer?](#)

[Are you an IT manager or OEM?](#)

### Optional offer:

- Yes, install **Google Chrome** as my default browser and **Google Toolbar** for Internet Explorer.



[Learn more](#) | [Install Options](#)

### Terms & conditions:

By clicking the "Install now" button, you acknowledge that you have read and agree to the [Adobe Software Licensing Agreement](#) and the [Google License Agreement & Privacy Policy](#).

Note: Your antivirus software must allow you to install software.

**Install now**

Total size: 57 MB



Choose your region

Copyright © 2014 Adobe Systems Incorporated. All rights reserved.

[Terms of use](#) | [Privacy \(Updated\)](#) | [Cookies](#)

# Google Chrome & Google Toolbar

Step: 1 of 3



## Adobe Reader



**Version XI (11.0.04)**

[System requirements](#)

Your system:

**Windows 7, English**

[Do you have a different language or operating system?](#)

[Are you an IT manager or OEM?](#)

### Optional offer:

- Yes, install **Google Chrome** as my default browser and **Google Toolbar** for Internet Explorer.



[Learn more](#) | [Install Options](#)

### Terms & conditions:

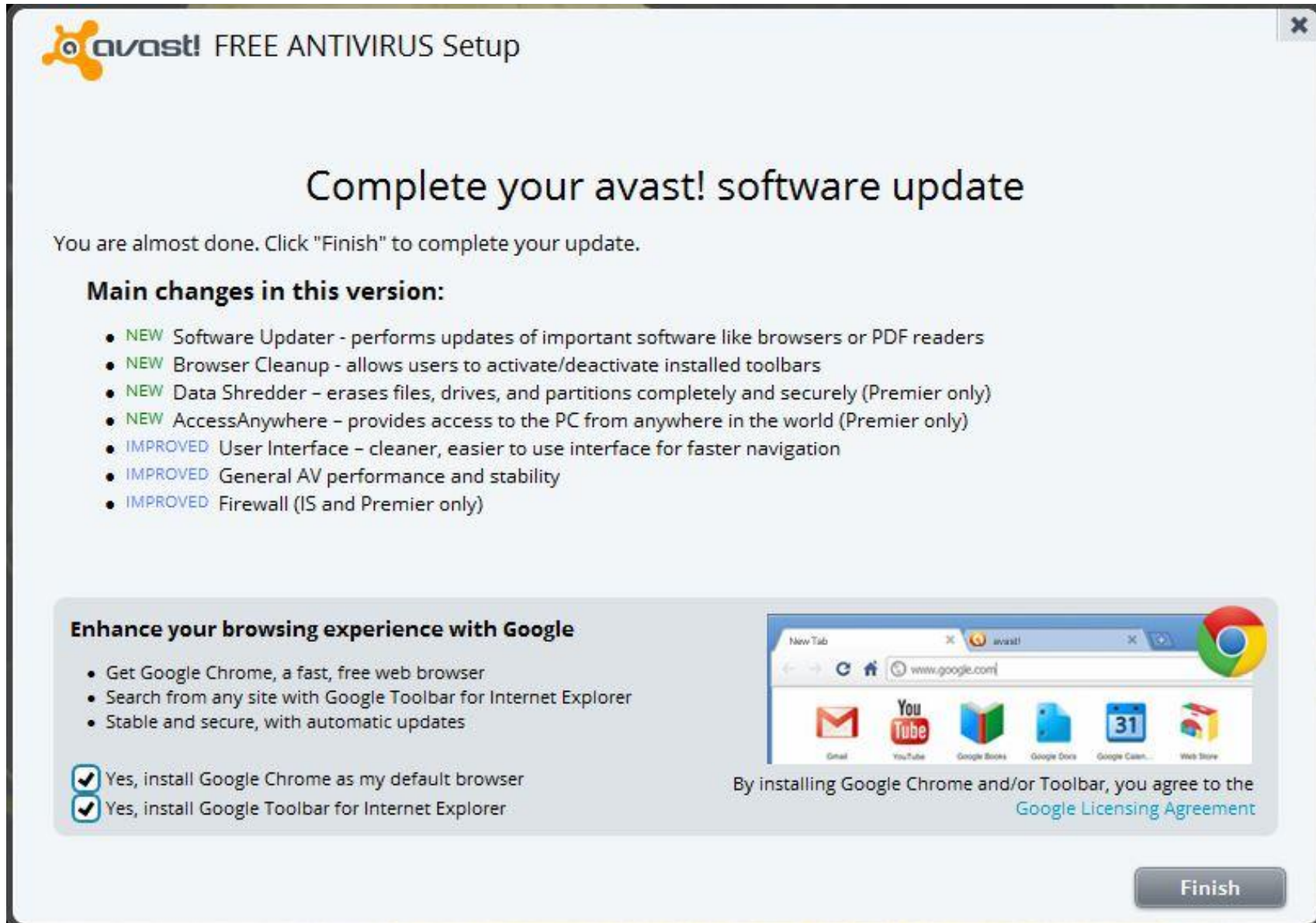
By clicking the "Install now" button, you acknowledge that you have read and agree to the [Adobe Software Licensing Agreement](#) and the [Google License Agreement & Privacy Policy](#).

Note: Your antivirus software must allow you to install software.

**Install now**

Total size: 88.8 MB

# Google Chrome & Google Toolbar



**avast! FREE ANTIVIRUS Setup**

## Complete your avast! software update

You are almost done. Click "Finish" to complete your update.

**Main changes in this version:**

- **NEW** Software Updater - performs updates of important software like browsers or PDF readers
- **NEW** Browser Cleanup - allows users to activate/deactivate installed toolbars
- **NEW** Data Shredder - erases files, drives, and partitions completely and securely (Premier only)
- **NEW** AccessAnywhere - provides access to the PC from anywhere in the world (Premier only)
- **IMPROVED** User Interface - cleaner, easier to use interface for faster navigation
- **IMPROVED** General AV performance and stability
- **IMPROVED** Firewall (IS and Premier only)

**Enhance your browsing experience with Google**

- Get Google Chrome, a fast, free web browser
- Search from any site with Google Toolbar for Internet Explorer
- Stable and secure, with automatic updates

Yes, install Google Chrome as my default browser

Yes, install Google Toolbar for Internet Explorer

By installing Google Chrome and/or Toolbar, you agree to the [Google Licensing Agreement](#)

**Finish**

# Google Chrome & Google Toolbar



## Complete your avast! software update

You are almost done. Click "Continue" to complete your update.

Main changes in this version:

- **NEW** Web Shield – redesigned to avoid firewall conflicts and improve general stability and performance, for better threat detection.
- **NEW** GrimeFighter – a result of our Jumpshot acquisition, our take on PC optimization/tune-up is integrated into avast! 2014 but runs as a standalone app (a paid-for option).
- **NEW** Safe Price – a new, optional feature in our browser plugin, designed to help you find the best (safest) price when shopping online.
- **IMPROVED** Firewall (in Internet Security and Premier) – more compatible with other applications such as Java and various VPN services.
- **IMPROVED** File System Shield – changes in the driver result in faster performance, especially in the copy files and install programs scenarios.

Enhance your browsing experience with Google

- Get Google Chrome, a fast, free web browser
- Search from any site with Google Toolbar for Internet Explorer
- Stable and secure, with automatic updates

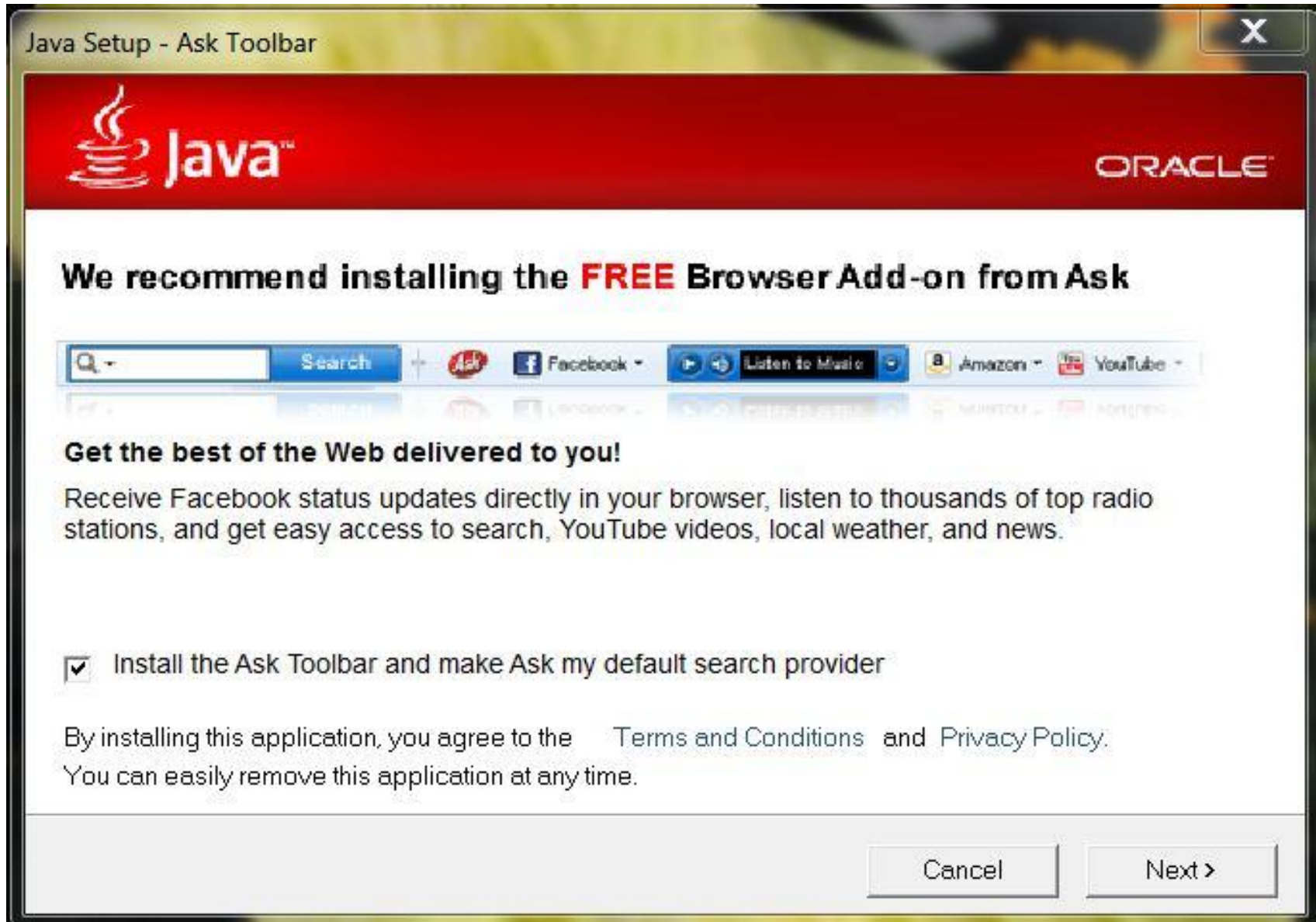
- Yes, install Google Chrome as my default browser
- Yes, install Google Toolbar for Internet Explorer



By installing Google Chrome and/or Toolbar, you agree to the [Google Licensing Agreement](#)

**Continue**

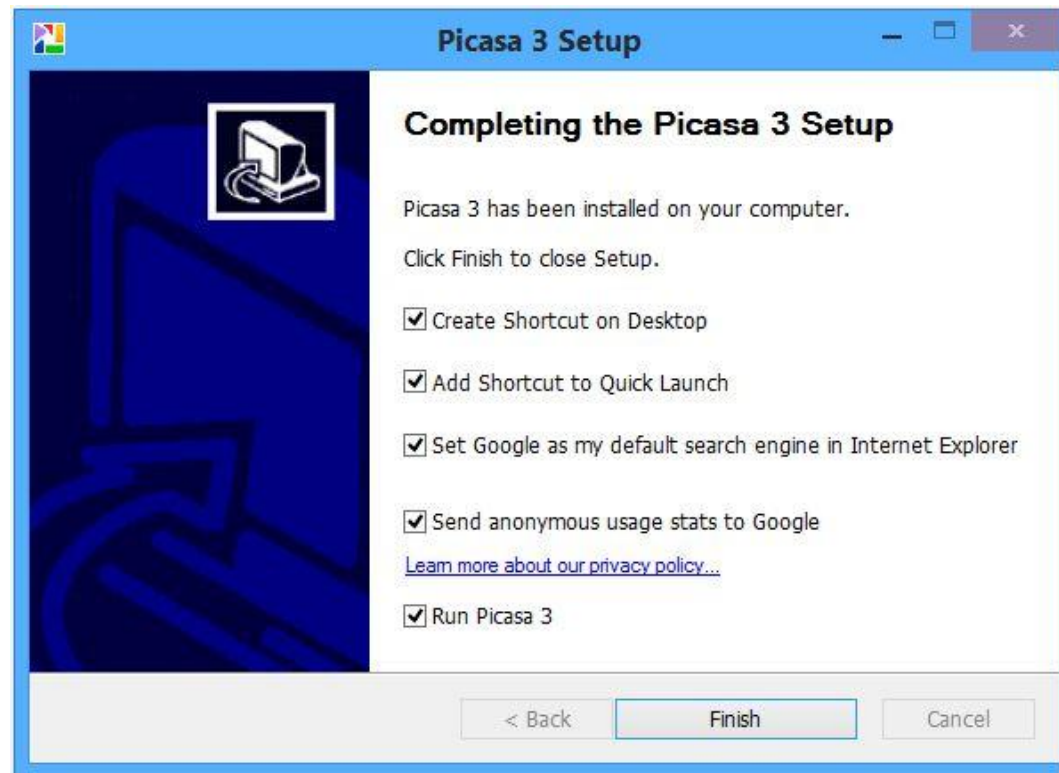
# Ask Toolbar and Default Search Provider



# Free Trial of Malwarebytes Pro




# Google As Your Search Provider Send Anonymous Usage Info To Google





# Bing Bar and MSN Homepage


Updating Skype



**Install the Bing™ Bar**

Bing Bar gives you easy access to Facebook, email, weather, and more - all with the touch of a button.

Install the Bing Bar now to enjoy better search and faster Facebook.



Mon	Tue	Wed	Thu	Fri
75° 63°	76° 63°	76° 62°	76° 63°	77° 62°

Install the Bing Bar

Make MSN my homepage

By clicking 'Continue' you agree to [Microsoft Service Agreement](#) and [Privacy Statement](#). Bing Bar updates automatically.

Continue

# Operating Systems

- Windows XP - 7
- Windows Vista - 1
- Windows 7 - 30
- Windows 8 - 13
- Windows 8.1 - 13
- Other - 3
- Don't Know -

# Windows XP

- **April 8 - last update for the operating system**
- **Microsoft Security Essentials supported until July 2015**
- **Support for some antivirus and malicious software detection programs will be provided for an unspecified period**
- **If you want to continue using XP here are some suggestions**
  - **Uninstall Microsoft Security Essentials**
  - **Use Avast antivirus**
  - **Use Malwarebytes and SuperAntiSpyware**
  - **Don't use Internet Explorer**

# Windows XP

- **Use Google Chrome or Mozilla Firefox**
- **Don't use Outlook Express for email**
- **Use Mozilla Thunderbird or a web based email program (Cox, Gmail, Outlook.com)**
- **Uninstall or disable Java and Adobe Flash**
- **Use Foxit Reader rather than Adobe Reader**
- **Download and run the Windows 7 Upgrade Advisor**
  - **If your computer qualifies, upgrade to Windows 7 for around \$90**
- **Purchase a new computer**
  - **Windows 7 computers are available online**
  - **Go to the store and purchase a Windows 8.1 computer**

# Windows 8

- **Make sure you have all of the updates from Microsoft**
- **Clean up your computer**
  - **Uninstall programs you don't use**
  - **Run Disk Cleanup**
  - **Remove unnecessary information from your browser**
  - **Update your antivirus program and do a full scan**
  - **Update your malware detection and removal programs and do a full scan**
- **Go to the store and install Windows 8.1 this month**
- **Microsoft is scheduled to release a major update to Windows 8.1 on April 8**
  - **Not necessary to install the update on April 8**

# Windows 8.1

- **How do things function and where did things go**
  - **In the corner**
  - **Start button**
  - **Tile on the Start screen**
  - **Disk cleanup**
  - **Desktop icons**
  - **Control panel**
  - **Internet Explorer (the full program)**
  - **Games**
  - **Email program**
  - **Address book / contacts**
  - **Where are my documents and photos / videos**