

# Windows 11 Overview

Jim Prince

# Windows 11 Availability

- Downloading - Summer 2021
- New Computer – Christmas 2021

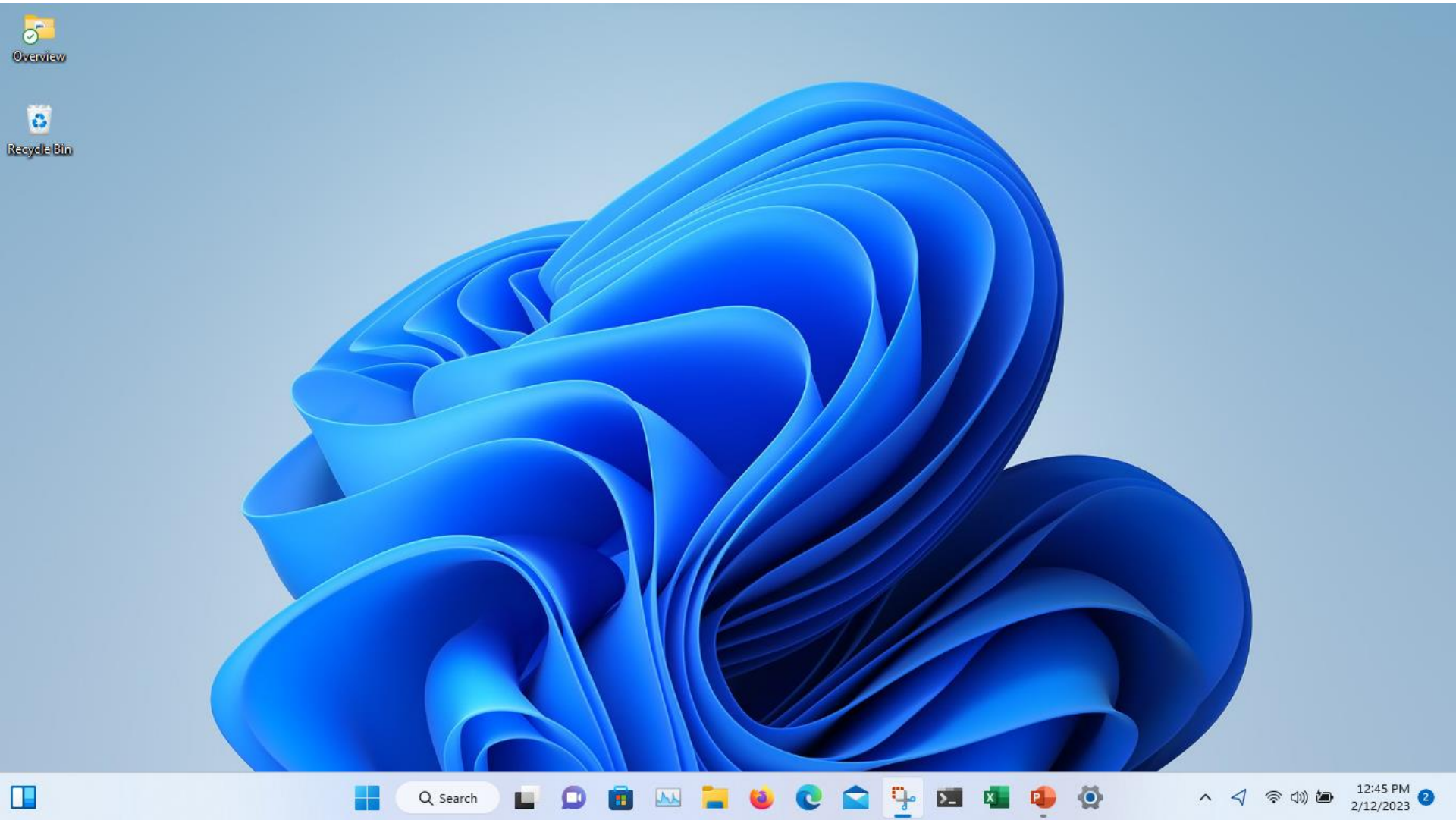


# 11 Things You Can Do in Windows 11 That You Couldn't Do Before

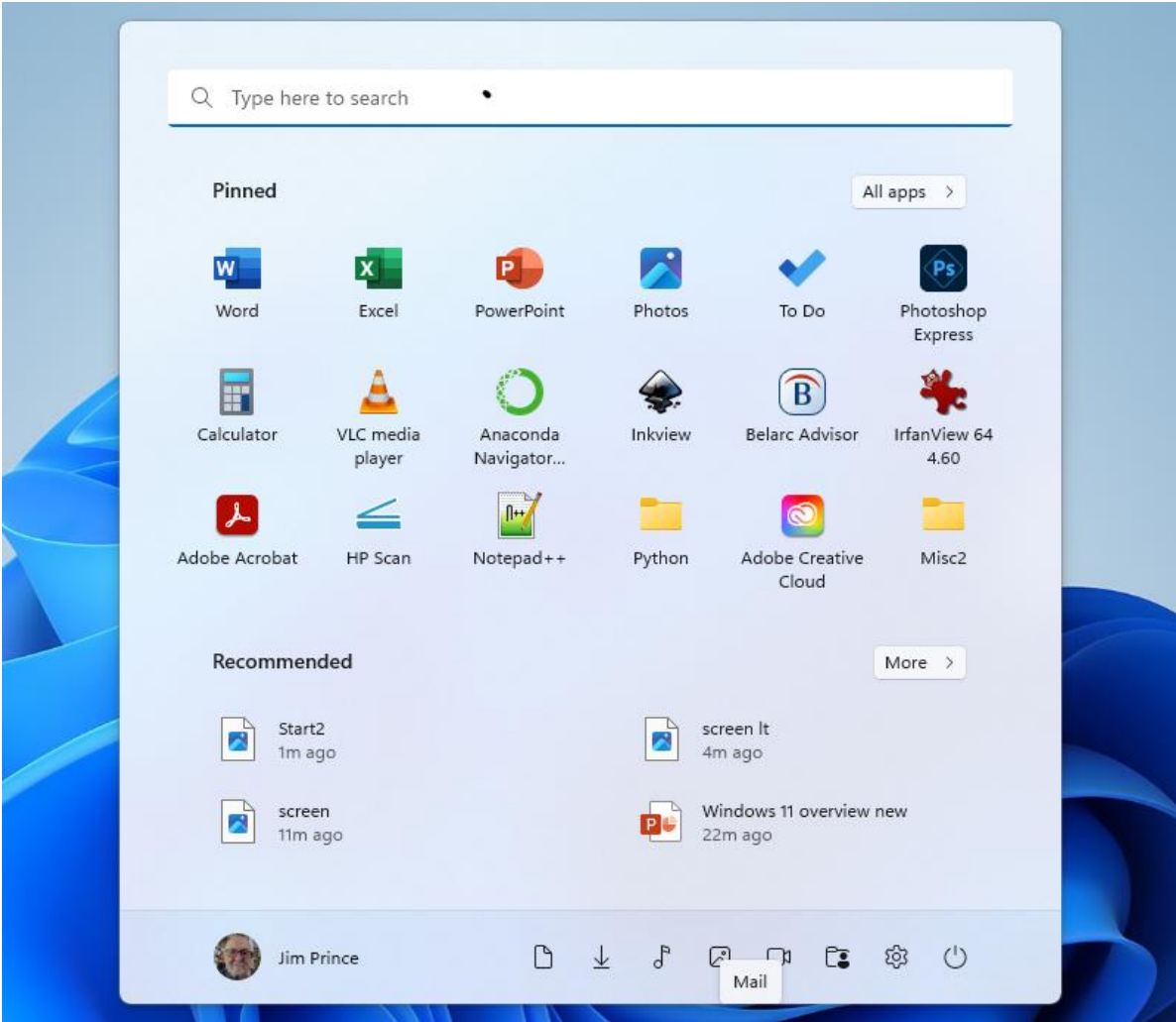
1. Use Snap Layouts
2. Manage Multiple Desktops Faster
3. Open Files Straight from the Start Menu
4. Keep Your Focus with the Clock App
5. Enjoy a More Modern-Looking Windows
6. Get More Stats on Battery Usage
7. Try Out the New and Improved Microsoft App Store
8. Use Secondary Displays More Easily
9. Manage Taskbar Widgets
10. Run Android Apps
11. Quickly Connect to Microsoft Teams



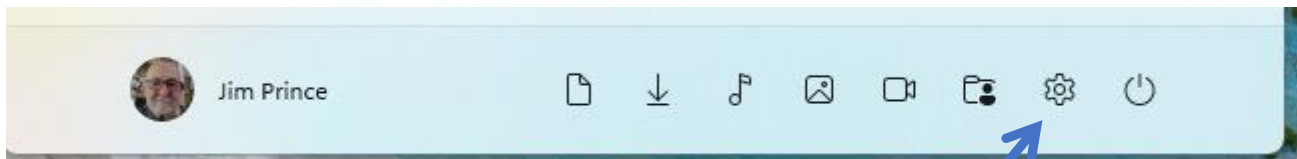
# Opening Screen



# START



# START Bottom



Settings

# Settings

Settings


Jim Prince  
royalty76@outlook.com


Find a setting


System


- Bluetooth & devices
- Network & internet
- Personalization
- Apps
- Accounts
- Time & language
- Gaming
- Accessibility
- Privacy & security
- Windows Update








## System

 **Jim-HP**  
HP Laptop 15-gw0xxx  
Rename

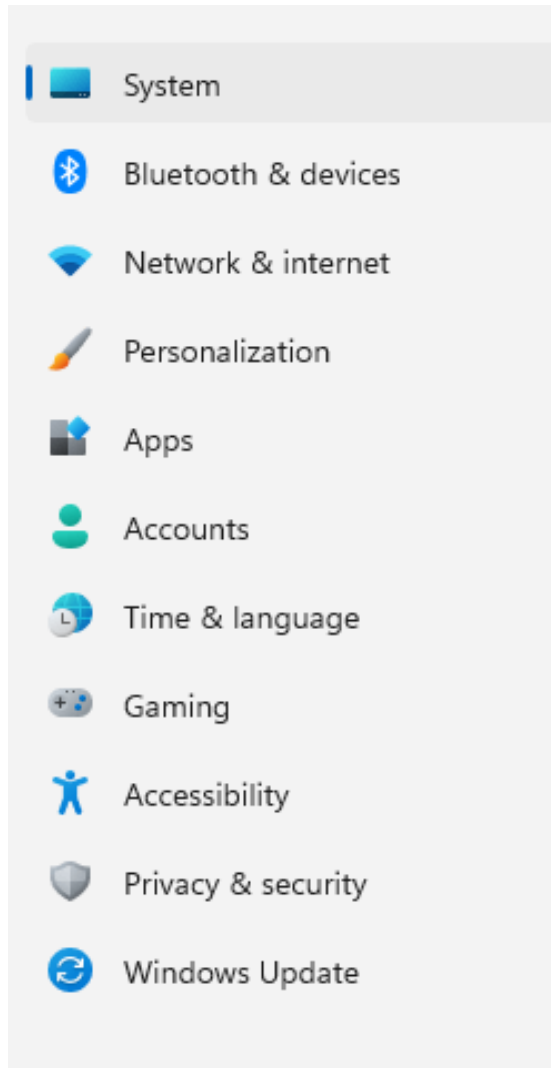
 **Microsoft 365**  
Manage

 **OneDrive**  
Backed up

 **Windows Update**  
Last checked: 2 hours ago









-  **Display**  
Monitors, brightness, night light, display profile
-  **Sound**  
Volume levels, output, input, sound devices
-  **Notifications**  
Alerts from apps and system, do not disturb
-  **Focus**  
Reduce distractions
-  **Power & battery**  
Sleep, battery usage, battery saver
-  **Storage**  
Storage space, drives, configuration rules
-  **Nearby sharing**  
Discoverability, received files location

# Settings Categories













# System Settings

	<b>Display</b> Monitors, brightness, night light, display profile	>
	<b>Sound</b> Volume levels, output, input, sound devices	>
	<b>Notifications</b> Alerts from apps and system, do not disturb	>
	<b>Focus</b> Reduce distractions	>
	<b>Power &amp; battery</b> Sleep, battery usage, battery saver	>
	<b>Storage</b> Storage space, drives, configuration rules	>
	<b>Nearby sharing</b> Discoverability, received files location	>
	<b>Multitasking</b> Snap windows, desktops, task switching	>

# Personalization

	<b>Background</b> Background image, color, slideshow
	<b>Colors</b> Accent color, transparency effects, color theme
	<b>Themes</b> Install, create, manage
	<b>Lock screen</b> Lock screen images, apps, animations
	<b>Text input</b> Touch keyboard, voice typing, emoji and more, input method editor
	<b>Start</b> Recent apps and items, folders
	<b>Taskbar</b> Taskbar behaviors, system pins
	<b>Fonts</b> Install, manage

# Task Bar



## Default Icons

Widgets (news/weather/etc)

May be Hidden/  
cannot be moved

Start

Search

Task View

Chat

Microsoft Store

Task Manager

File Explorer

May be Hidden/  
cannot be moved



# Settings to hide taskbar icons



# Task Bar Cont'd



Show Hidden icons

Hardware Status Indicators (3)

Date/time & Notification Center

# Task Bar Cont'd



Center Alignment



Left Alignment

# Taskbar Behavior Settings

taskbar behaviors  
Taskbar alignment, badging, automatically hide, and multiple displays

Taskbar alignment Center ▾

Automatically hide the taskbar

Show badges on taskbar apps

Show flashing on taskbar apps

Show my taskbar on all displays

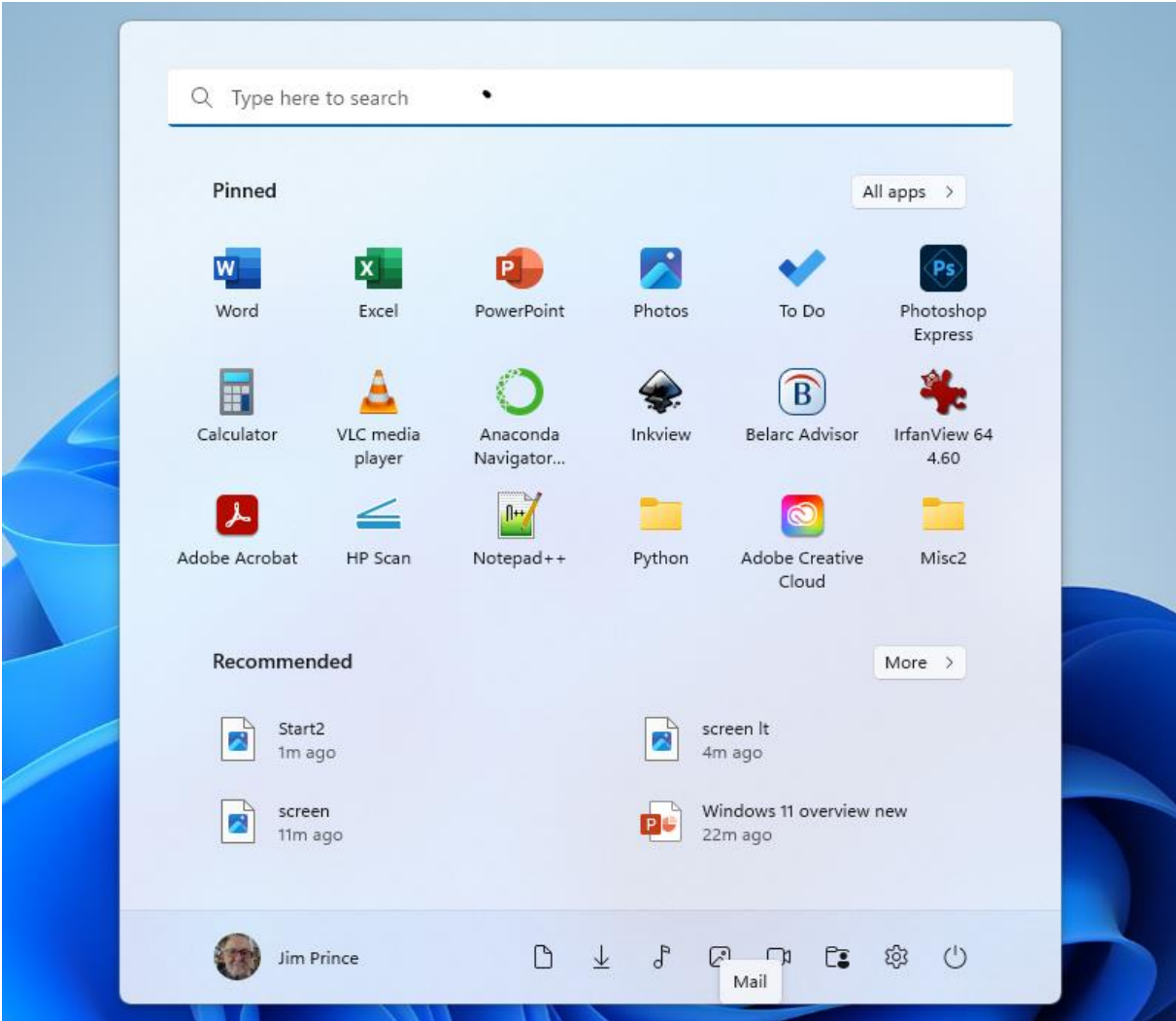
Show recent searches when I hover over the search icon

When using multiple displays, show my taskbar apps on All taskbars ▾

Share any window from my taskbar

Select the far corner of the taskbar to show the desktop

# START



All apps >

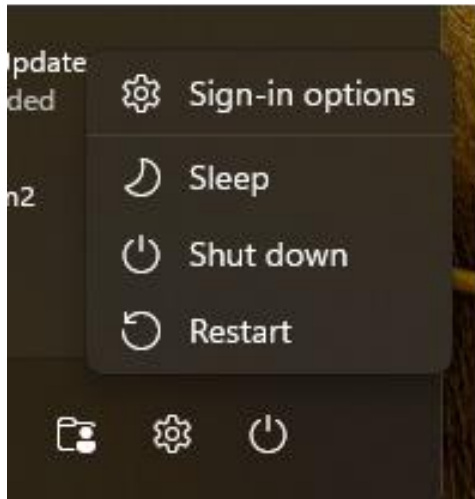




# START Layout



# START Folders



## Accounts > Sign-in options

### Additional settings

For improved security, only allow Windows Hello sign-in for Microsoft accounts on this device (Recommended)

On

If you've been away, when should Windows require you to sign in again?

Never

Dynamic lock

Automatically lock your device when you're away

Automatically save my restartable apps and restart them when I sign back in

On

Show account details such as my email address on the sign-in screen.

On

Use my sign-in info to automatically finish setting up after an update

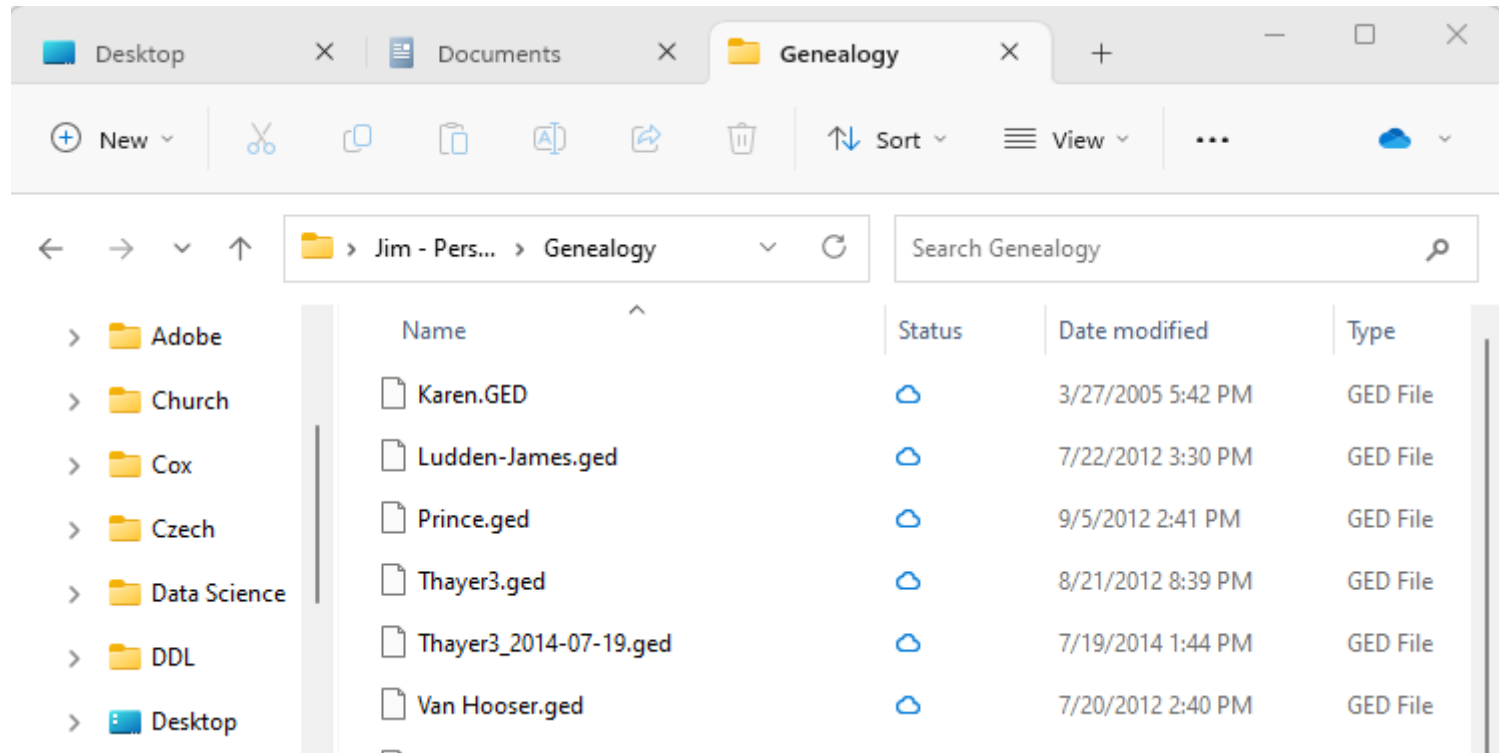
On

# START Folder Settings

 Settings	On <input checked="" type="checkbox"/>
 File Explorer	Off <input type="checkbox"/>
 Documents	On <input checked="" type="checkbox"/>
 Downloads	On <input checked="" type="checkbox"/>
 Music	On <input checked="" type="checkbox"/>
 Pictures	On <input checked="" type="checkbox"/>
 Videos	On <input checked="" type="checkbox"/>
 Network	Off <input type="checkbox"/>
 Personal folder	On <input checked="" type="checkbox"/>

# File Explorer

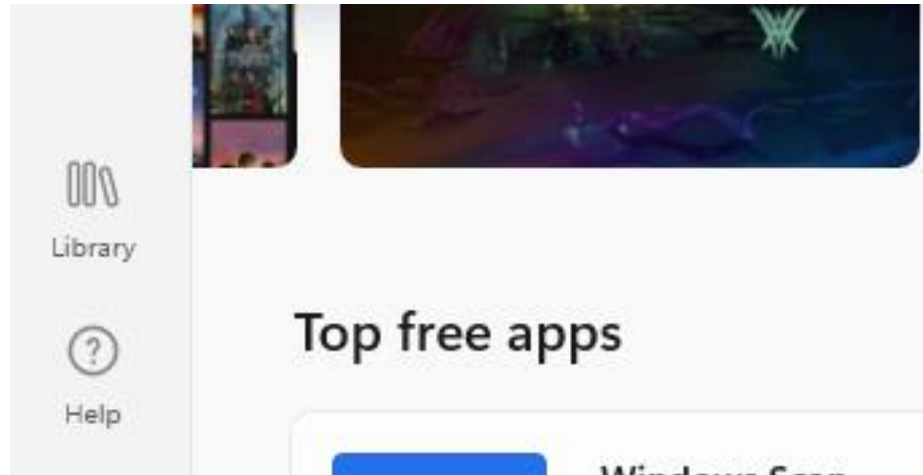
File Explorer now comes with tabs



# Microsoft Apps

- Microsoft To Do
- Mail & Calendar
- Maps
- Notepad
- Sticky Notes
- Cortana
- Photos
- Videos (ClipChamp)
- Phone Link

# Microsoft Store








# Microsoft Store Library

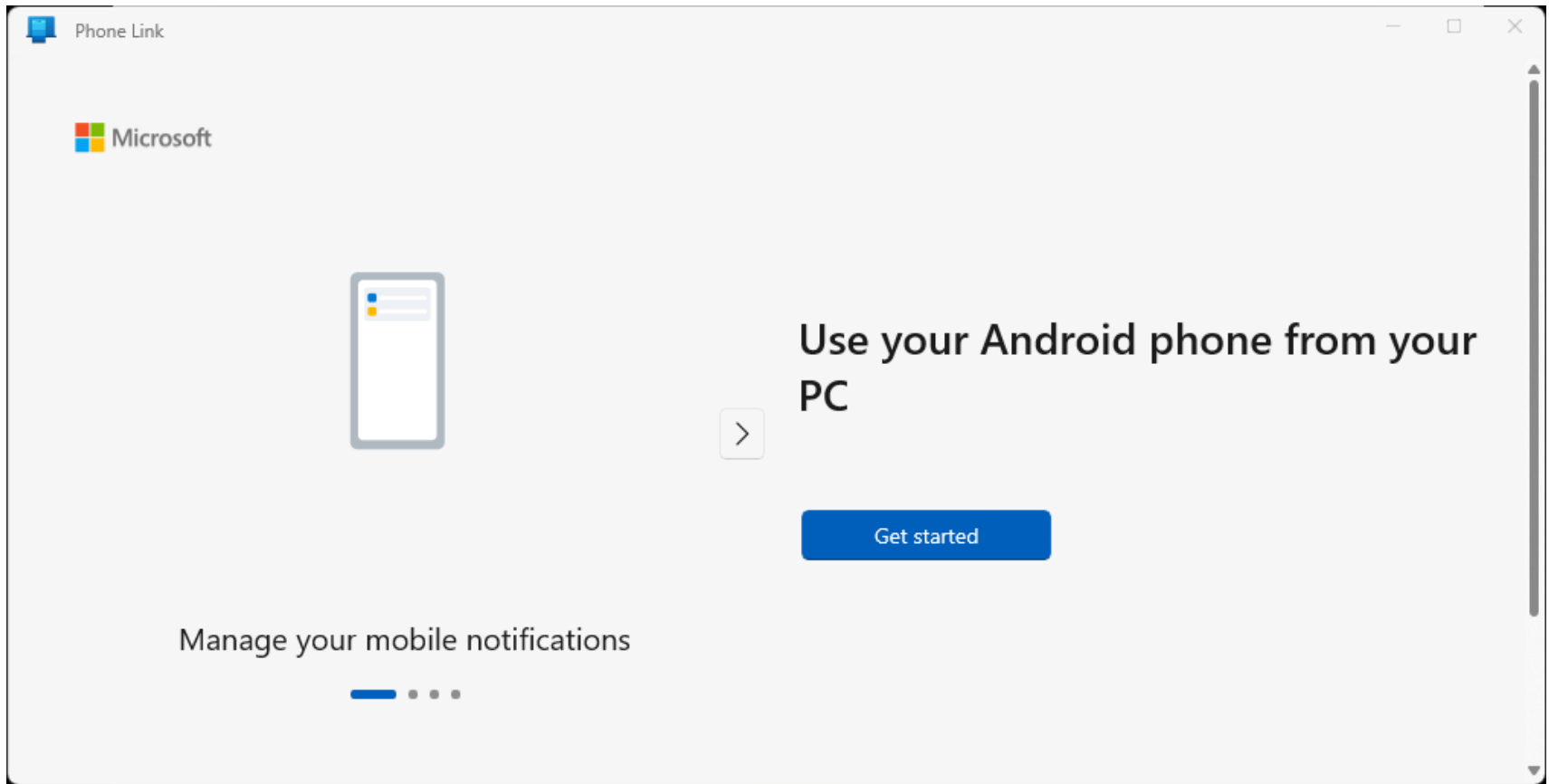
**Library**

**Updates & downloads**  
Check for additional updates by clicking "Get updates" Get updates

Apps Games Movies & TV Included with device Sort and filter ▾

	<b>Files App</b> Yair A	Apps	Modified today	<span>Open</span> <span>⋮</span>
	<b>Mail and Calendar</b> Microsoft Corporation	Apps	Modified yesterday	<span>Open</span> <span>⋮</span>
	<b>Microsoft Store</b> Microsoft Corporation	Apps	Modified 2/11/2023	<span>Open</span> <span>⋮</span>
	<b>Picsart Photo Editor</b> PicsArt Inc.	Apps	Modified 2/11/2023	<span>Open</span> <span>⋮</span>
	<b>Windows Mans</b>			<span>Open</span> <span>⋮</span>

# Phone Link App






# Android Games

They can be found in the Microsoft store.

# Multitasking Snap Windows



# Multitasking

## Snap Windows

### System > Multitasking



#### Snap windows

Snap windows to automatically resize and arrange them into layouts

On  ^

- When I snap a window, suggest what I can snap next to it
- Show snap layouts when I hover over a window's maximize button
- Show snap layouts when I drag a window to the top of my screen
- Show my snapped windows when I hover over taskbar apps, in Task View, and when I press Alt+Tab
- When I drag a window, let me snap it without dragging all the way to the screen edge





# Multitasking Snap Windows

The image shows a Windows desktop with two windows snapped side-by-side. On the left is a Microsoft PowerPoint window titled "Multitasking Snap Layout". The slide content includes the text "Multitasking Snap Layout" and a diagram of a window grid. The PowerPoint ribbon is visible at the top, showing tabs like File, Home, Insert, Draw, Design, Transitions, Animations, Slide Show, Record, Review, View, and Help. The status bar at the bottom of the PowerPoint window indicates "Slide 12 of 14" and "56%".

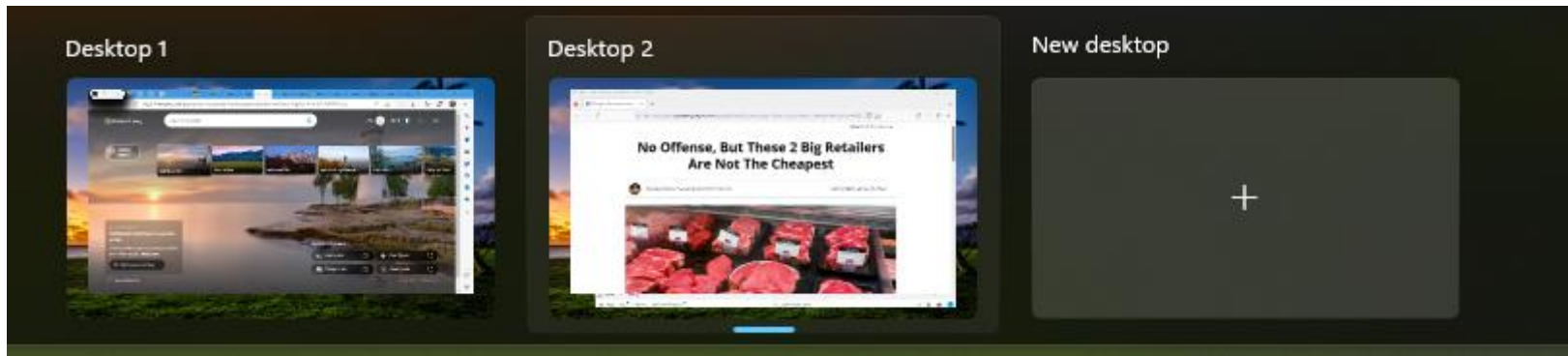
On the right is a Mozilla Firefox browser window with a "New Tab" open. The address bar contains the search engine "Search with DuckDuckGo or enter address". The Firefox logo and name are prominently displayed. Below the browser window, an Outlook inbox is visible, showing a search bar and a list of emails. The top email is from Microsoft Bing, dated Thursday, December 22, 2022, with the subject "Trending news: Ukrainian Americans see Zelenskiy visit as... and more". The bottom email is from Microsoft Tech News, dated Monday, December 19, 2022, with the subject "Performance improvements in .NET 7 | The DDoS protection guide".

The Windows taskbar at the bottom shows the Start button, a search bar, and several pinned application icons including File Explorer, Firefox, Edge, Mail, and PowerPoint. The system tray on the right shows the date and time as "11:41 AM 1/31/2023" and the weather as "21°F Snow coming".

# Multitasking Desktops

taskbar items		
Show or hide buttons that appear on the taskbar		^
 Search	Off	<input type="checkbox"/>
 Task view	On	<input checked="" type="checkbox"/>
 Widgets	Off	<input type="checkbox"/>
 Chat	Off	<input type="checkbox"/>

# Multitasking Desktops



# Windows Subsystem for Linux

## Windows Terminal

```
Welcome to Ubuntu 20.04.5 LTS (GNU/Linux 5.15.83.1-microsoft-standard-WSL2 x86_64)

* Documentation:  https://help.ubuntu.com
* Management:    https://landscape.canonical.com
* Support:       https://ubuntu.com/advantage

System information as of Thu Feb  2 10:09:43 CST 2023

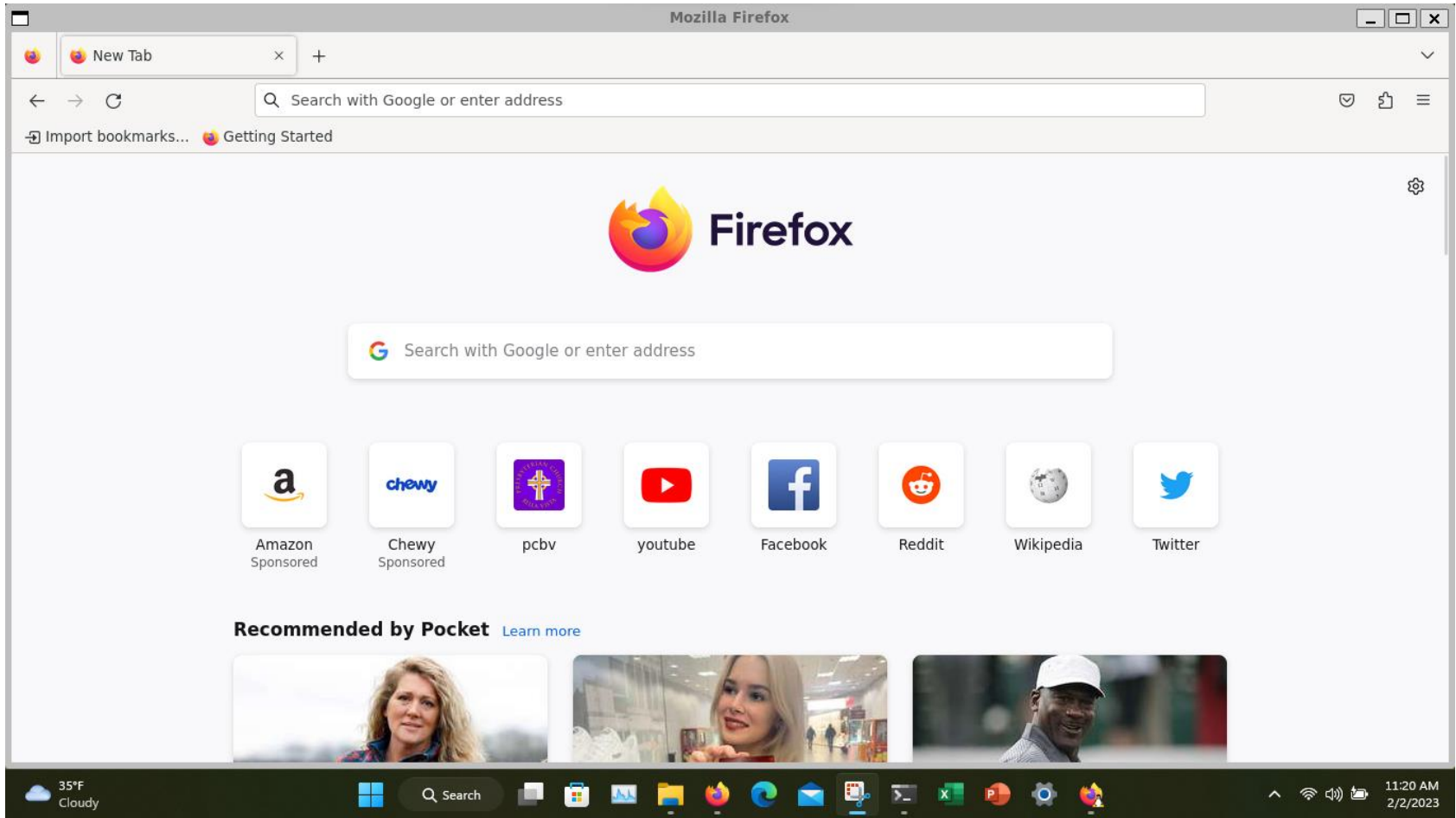
System load: 0.16           Memory usage: 3%   Processes:      9
Usage of /:  1.3% of 250.92GB  Swap usage:  0%   Users logged in: 0

=> There were exceptions while processing one or more plugins. See
    /home/user/.landscape/sysinfo.log for more information.

0 updates can be applied immediately.

The list of available updates is more than a week old.
To check for new updates run: sudo apt update

This message is shown once a day. To disable it please create the
/home/user/.hushlogin file.
user@Jim-HP:~$
```





# End Of Support

Windows 10

Oct. 14, 2025